



G-ROOTS GLOBAL SCHOOL

SHAPING MINDS



CLASS 5 ENGLISH SUMMER HOLIDAY HOMEWORK

Practice today,
Succeed tomorrow!



MAY - JUNE 2026

Read, Write, Learn and Grow!



SECTION A - READING SKILLS

1. Daily Reading

Read 1 - 2 pages daily from a storybook.

Focus on:

- ☆ Pronunciation
- ☆ Fluency
- ☆ Understanding



2. Reading Response

After reading, write:

- ☆ Main idea
- ☆ 5 new words with meanings
- ☆ 3 sentences about the story



SECTION B - WRITING SKILLS

3. Sentence Writing

Write 10 - 12 sentences on:

- ☆ My School
- ☆ My Favourite Teacher



4. Paragraph Writing

Write 12 - 15 lines on any one:

- ☆ My Best Friend
- ☆ My Summer Holidays
- ☆ My Favourite Hobby

Add a drawing.



5. Letter Writing

Write a letter to your friend about your holidays.



SECTION C - GRAMMAR PRACTICE

6. Parts of Speech

Write:

- ☆ 20 Nouns
- ☆ 20 Verbs
- ☆ 20 Adjectives



7. Tenses

Write 5 sentences each in:

- ☆ Present tense
- ☆ Past tense
- ☆ Future tense



8. Opposites & Synonyms

Write:

- ☆ 20 Opposites
- ☆ 20 Synonyms



SECTION D - CREATIVE ACTIVITIES

9. Story Writing

Write a story (12 - 15 lines).

Include:

- ☆ Characters
- ☆ Setting
- ☆ Problem and solution



10. Poster Making

Make a colourful poster on any one topic:

- ☆ Save Environment
- ☆ Save Water



SECTION E - SPEAKING SKILLS

11. Show and Tell

Speak 8 - 10 sentences on any topic.



12. Recitation

Learn and recite 2 - 3 English poems. Use expression and actions.

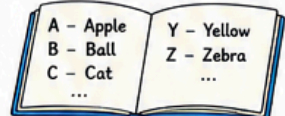


SECTION F - PROJECT WORK

13. My Mini Dictionary

Create your own mini dictionary.

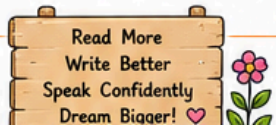
Write words A - Z with meanings.



14. Daily Reflection

Write daily:

- ☆ Today's weather
- ☆ One new thing learned
- ☆ One good action



SUBMISSION GUIDELINES

- ✓ Maintain a neat and organized notebook/file.
- ✓ Use colours, headings and drawings.

A little effort today brings a big success





कक्षा 5

हिंदी अवकाश गृहकार्य

1. पत्र लेखन

अपने प्रधानाचार्य जी को
शुल्क मुक्ति हेतु
प्रार्थना पत्र लिखिए।



2. कहानी लेखन

'दो मित्र और एक भालू'



3. अनुच्छेद लेखन

'राष्ट्रीय पर्व: स्वतंत्रता दिवस'
(उपयुक्त विषय पर
10 पंक्तियां लिखिए)



नोट - उपर्युक्त कार्य अपनी हिंदी व्याकरण
की उत्तर पुस्तिका में कीजिए।



G-ROOTS GLOBAL SCHOOL

SHAPING MINDS



Class - V

HOLIDAY HOMEWORK



ਵਿਸ਼ਾ - ਪੰਜਾਬੀ



ਵਰਨਮਾਲਾ

ਓ ਤੋਂ ਲ ਤਕ ਲਿਖੋ
[5 ਪੇਜ]



CONTACT US
9166239729



WEBSITE
www.grootsglobalschool.org



ADDRESS
Chak 9 O SGNR Road,
Sri Karanpur



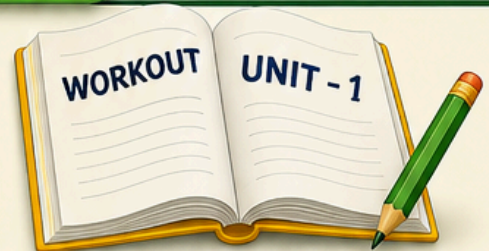
MATHS HOLIDAY HOMEWORK

CLASS V

1

**Solve Workout
Unit - 1**

(Page No. 20-21)



2

**Solve Workout
Unit - 2**

(Page No. 50)



3

**Learn tables
up to 25**

$2 \times 5 = 10$
 $12 \times 5 = 60$
 $25 \times 25 = 625$

5



Complete your homework neatly and on time.
Revise regularly and keep practicing!



Contact No.
9166239729



Website
www.grootsglobalschool.org



Address
Chak 9 O sgnr road
Sri Karanpur



HOLIDAY HOMEWORK



CLASS: V

SUBJECT: SCIENCE

CHAPTER: ANIMALS IN THEIR SURROUNDINGS



★ Session: 2026-27 ★

A. Answer the following questions in brief.

- 1 What are amphibians?**
Ans. Amphibians are animals that can live both on land and in water.
- 2 Name two animals that migrate in winters.**
Ans. Siberian crane and Arctic tern.
- 3 Name two animals that breathe using their**
Ans. (a) lungs — Human beings, birds
(b) gills — Fish, tadpoles
- 4 Why sparrow can fly and ostrich cannot fly?**
Ans. Sparrow has light body and strong wings for flying, while ostrich has a heavy body and weak wings, so it cannot fly.
- 5 Does the shape of a bird's beak affect the kind of food it eats?**
Ans. Yes, different beak shapes help birds eat different kinds of food.
- 6 Define the term 'trachea'.**
Ans. Trachea is a network of tubes in insects that carries air throughout their body.
- 7 What are aerial animals?**
Ans. Animals that can fly are called aerial animals.
- 8 What is migration? Give any two examples of animals that migrate.**
Ans. Migration is the large-scale movement of animals from one place to another in search of favourable conditions. Examples: Siberian crane and monarch butterfly.

B. Answer the following questions in detail.

- 1 What is the difference between forelimbs and hindlimbs of animals?**
Ans. Forelimbs are the front legs used for holding and support, while hindlimbs are the back legs used for walking, running and jumping.
- 2 Why is camouflage important for survival?**
Ans. Camouflage helps animals to blend with their surroundings and protects them from predators.
- 3 Write some of the special features of feathers.**
Ans.
 - Feathers keep birds warm,
 - help in flying and
 - prevent water from entering the body.
- 4 What is the role of haemoglobin in the blood?**
Ans. Haemoglobin is red coloured pigment present in the blood which carries oxygen from the lungs to all parts of the body.
- 5 Describe the features of birds that help them to fly.**
Ans. Birds have a streamlined body, wings, hollow bones and strong chest muscles that help them to fly.
- 6 Snakes do not have limbs, yet they are able to move from one place to another. How?**
Ans. Snakes move by contracting their muscles and using scales to push against the ground.
- 7 Describe the process by which insects breathe.**
Ans. Insects breathe through spiracles, which connect to tubes called tracheae that carry air throughout the body.
- 8 Explain the role of blowholes in whales and dolphins.**
Ans. Blowholes help whales and dolphins breathe air at the surface of water.
- 9 When human beings drown in the ocean, they cannot survive, whereas mammals like whales can. Explain.**
Ans. Humans cannot breathe underwater, but whales come to the surface and breathe through blowholes.



☆ Keep Practicing, Keep Growing! ☆



CLASS V

SUBJECT: SOCIAL SCIENCE HOLIDAYS HOMEWORK



SECTION A – HISTORY & HERITAGE

1. My Family History



Write about your family in 10 lines:

- ★ Grandparents
- ★ Parents
- ★ Traditions
- ★ Old stories from elders



2. India's Great Leaders

Paste/draw pictures and write 5 lines each on:



3. Heritage Craft Activity

Make one drawing of:

- ★ Taj Mahal / Red Fort / Qutub Minar



SECTION B – GEOGRAPHY FUN

4. Our Earth

Draw and label:

- ★ Continents
- ★ Oceans
- ★ Globe



5. States of India

Write names of:

- ★ 10 Indian States
- ★ Their Capitals

States	Capitals
1.	
2.	
3.	
4.	
5.	
6.	
7.	
8.	
9.	
10.	

6. Directions Practice

Draw compass and write:

- ★ North
- ★ South
- ★ East
- ★ West



SECTION C – CIVICS & SOCIETY

7. Good Citizen Chart

Write 10 qualities of a good citizen.

- _____
- _____
- _____
- _____
- _____
- _____
- _____
- _____
- _____
- _____



8. Community Helpers

Paste pictures and write work of:


- ★ Doctor _____
- ★ Teacher _____
- ★ Police _____
- ★ Farmer _____
- ★ Postman _____



9. Rights & Duties

Write:

- ★ 5 Rights of Children
 - _____
 - _____
 - _____
 - _____
 - _____
- ★ 5 Duties of Students
 - _____
 - _____
 - _____
 - _____
 - _____



SECTION D – ENVIRONMENTAL STUDIES

10. Save Nature Poster

Make poster on any one:

- ★ Save Trees
- ★ Save Water
- ★ Keep Earth Clean



11. Weather Diary (7 Days)

Day	Weather (Sunny/Rainy/Cloudy)	Temperature Feeling (Hot/Warm/Cool/Cold)	One Activity Done
Day 1			
Day 2			
Day 3			
Day 4			
Day 5			
Day 6			
Day 7			

12. Reduce Waste Activity

Make best out of waste craft item.



SECTION E – MAP & GENERAL KNOWLEDGE

13. India Map Practice

Mark on political map:

- ★ Delhi
- ★ Mumbai
- ★ Kolkata
- ★ Chennai
- ★ Jaipur



14. National Symbols

Write and draw:

- ★ National Animal
- ★ National Bird
- ★ National Flower
- ★ National Flag

SECTION F – CREATIVE WORK

15. Story Writing

Write story on topic:

"A Day Without Electricity" (12 lines)



16. Scrapbook Project

Make mini scrapbook of Amazing India with pictures.

